


Officer Manual

SECRETARY



Name: _____ School Name: _____

Teacher's Name: _____

MY 4-H CLUB

Name of 4-H Club: _____

Meeting Date/time: _____

4-H Extension Leaders: _____

Project Selected: _____

4-H Officers:

President: _____

Vice President: _____

Secretary: _____

Community Service Leader: _____

FUN FACTS EVERY 4-H'ER SHOULD KNOW

The 4-H Emblem

The National 4-H Emblem is a Green four-leaf clover with a white "H" on each leaf. The H's stand for HEAD, HEART, HANDS, AND HEALTH. The four-leaf clover signifies "good luck."



The 4-H Colors

Green and white. White Symbolizes purity and high ideals. Green is nature's most common color and represents youth, life, and growth.

The 4-H Slogan

"Learn by Doing"

The 4-H Pledge

I pledge.....

My HEAD to clearer thinking,
My HEART to greater loyalty
My HANDS to larger service, and
My HEALTH to better living.
For my club, my community, my
country, and my world.

The 4-H Motto

"To make the best better."

If practiced every day, 4-H'ers can really make a difference by trying their hardest to do the very best they can in everything they do.




THOUGHT FOR THE DAY

- * I am only one - but still I am one. I cannot do everything, but still I can do something. I will not refuse to do the something I can do.
- * When someone sings his own praises, he always gets the tune too high.
- * Patience is the ability to put up with people you'd like to put down.
- * You may be disappointed if you fail, but you are doomed if you don't try.
- * The greatest glory consists not in never falling, but in rising every time we fall.
- * Knowledge cannot make us all leaders, but it can help us decide which leader to follow.
- * Beware of those who laugh at nothing - or at everything.
- * You've removed most of the roadblocks to success when you've learned the difference between motion and direction.
- * The greatest pleasure in life is doing what people say you cannot do.
- * Not everything that is faced can be changed; but nothing can be changed until it is faced.
- * Life is something like a trumpet. If you don't put something in, you don't get anything out.
- * Smart is when you believe only half of what you hear. Brilliant is when you know which half to believe.
- * An ounce of "keep your mouth shut" beats a ton of explanation.
- * Life is not a "having" and a "getting", but a "being" and a "becoming".
- * Learning is a treasure for eternity.
- * A problem is a chance for you to do your best.
- * Folks who "say what you think" don't do enough thinking.
- * Motivations is when your dreams put on work clothes.
- * The journey of a thousand miles begins with one step.
- * You can never do a kindness too soon, because you never know how soon it will be too late.
- * Believe that life is worth living, and your belief will help create the fact.

Dear 4-H Officer:

Congratulations! You have been chosen by your classmates as a 4-H Club Officer!

Holding a 4-H Club office means a few more responsibilities that just being a 4-H Club Member. You will determine whether or not your club has a good 4-H year.



By using the enclosed information and getting prepared before the club meeting, you can help your club be the BEST that it can be. Good luck this year, and let's all work together to help Madison County 4-H Club, "Make the Best Better"

If you have questions or issues, please call us at UT-TSU Extension-Madison County, 731-668-8543, Monday through Friday from 8 a.m. to 5 p.m.

Mrs. Sharon K. Tubbs
Extension Agent III
4-H Youth Development

Dr. Kane T. Reeves
Extension Agent II & County Director
4-H Youth Development

Mrs. Linda Seaman
Extension Program Assistant II
4-H Youth Development

Mrs. Latreace Brown
Extension Program Assistant II
4-H Youth Development

4-H Secretary Checklist

✓ Place a check mark under each month as you do each of the things listed below before your meetings.	<u>No</u>	<u>Ja</u>	<u>Fe</u>	<u>Ma</u>	<u>Ap</u>
<ul style="list-style-type: none"> • Encourage all 4-H members to participate in each monthly activity. Set a good example and YOU participate each month. 					
<ul style="list-style-type: none"> • Be familiar with the outline for 4-H Club meetings. Use the outline during each meeting. 					
<ul style="list-style-type: none"> • Take your Secretary's Book to each 4-H meeting. 					
<ul style="list-style-type: none"> • Take notes during the 4-H meeting. 					
<ul style="list-style-type: none"> • Write minutes (story of what happened during the 4-H meeting) in the Secretary's Book. 					
<ul style="list-style-type: none"> • At each meeting, read the minutes from the 4-H Club meeting the month before. 					
<ul style="list-style-type: none"> • Assist the President as needed. 					

Officers Responsibilities



President:

- _____ Preside at all meetings.
- _____ Check with other officers to see if they are ready for the 4-H meeting.
- _____ Remind club members of the monthly contests.
- _____ Keep an eye on the time so that Club meeting can be completed on time.

Vice President

- _____ Arrange for club member(s) to give a demonstration at least one week before the meeting.
- _____ Choose members before the meeting to lead pledges, share the thought for the day, and do a project-related demonstration.
- _____ Collect contest entries and display them for the judges.
- _____ Assist the President as needed.

Secretary

- _____ Keep roll of 4-H members and their activities.
- _____ Keep minutes of the meeting, write them up and read them at the next meeting.

Song Leader

- _____ Select one song to lead at the close of each meeting.
- _____ Assist Secretary as needed.

Service Learning Project Leader

- _____ Work with teachers and 4-H members in planning and leading your club in Service Learning Projects
- _____ Explore the needs in your community and plan projects to meet those needs.
- _____ Fill out a different form for each Service Learning Project. Have form ready to be turned in at the April Meeting. (**Forms in this Booklet**).
- _____ Assist Song Leader as needed.

OCTOBER 4-H MEETING OUTLINE

President: I CALL THIS MEETING TO ORDER.

Please stand for the American Pledge, led by _____,
and the 4-H Pledge, led by _____.

President: Please listen as _____ gives our Thought for Today.

President: The secretary will now call the roll and read the minutes from the last month's meeting.

Secretary: When I call your name, please answer the roll by saying, "Present"
(Call the roll, then read the minutes from the last month's meeting).

President: Are there any corrections to the minutes? If not, the minutes stand approved as read.

President: Our Service-Learning report will be given by the Chairman _____.

S-L Chairman: (Report on projects completed, in progress, or planned for the future.)
(If nothing to report say,) "There are no projects at this time."

President: Is there any other business? (4-H Agent announces the dates and contest for next month's meeting.) I now turn the Meeting over to the Vice-President.

Vice-President: _____ and _____
have demonstrations today for bonus points. (If there are no demonstrations, go the next line.)

Vice-President: I now turn the meeting over to our Song Leader, _____.

Song Leader: Please join me in singing, _____.

Vice-President: Our 4-H Agent will now give awards and present the program for today.

4-H Agent: (Gives awards and presents program).

President: I entertain a motion to adjourn this meeting.

4-H'er (with hand raised, is recognized by the President):

Mr./Ms. President, I move to adjourn this meeting.

4-H'er (with hand raised, is recognized by President): *I second the motion.*

President: It has been moved by: _____ and seconded by:

_____ that this meeting be adjourned.

All in favor say "Aye". The motion carries. This meeting is now adjourned.

NOVEMBER 4-H MEETING OUTLINE

President: I CALL THIS MEETING TO ORDER.

Please stand for the American Pledge, led by _____,
and the 4-H Pledge, led by _____.

President: Please listen as _____ gives our Thought for Today.

President: The secretary will now call the roll and read the minutes from the last month's meeting.

Secretary: When I call your name, please answer the roll by saying, "Present"
(Call the roll, then read the minutes from the last month's meeting).

President: Are there any corrections to the minutes? If not, the minutes stand approved as read.

President: Our Service-Learning report will be given by the Chairman _____.

S-L Chairman: (Report on projects completed, in progress, or planned for the future.)
(If nothing to report say,) "There are no projects at this time."

President: Is there any other business? (Dates and contest for next month's meeting.)
I now turn the Meeting over to the Vice-President.

Vice-President: _____ and _____
have demonstrations today for bonus points. (If there are no demonstrations, go the next line.)

Vice-President: I now turn the meeting over to our Song Leader, _____.

Song Leader: Please join me in singing, _____.

Vice-President: Our 4-H Leader will now give awards and present the program for today.

4-H Leader: (Gives awards and presents program).

President: I entertain a motion to adjourn this meeting.

4-H'er : (with hand raised, is recognized by the President):
Mr./Ms. President, I move to adjourn this meeting.

4-H'er (with hand raised, is recognized by President): I second the motion.

President: It has been moved by: _____ and seconded by:
_____ that this meeting be adjourned. All in favor say
"Aye". The motion carries. This meeting is now adjourned.

JANUARY 4-H MEETING OUTLINE

President: I CALL THIS MEETING TO ORDER.

Please stand for the American Pledge, led by _____,

And the 4-H Pledge, led by _____.

President: Please listen as _____ gives our Thought for Today.

President: The secretary will now call the roll and read the minutes from the last month's meeting.

Secretary: When I call your name, please answer the roll by saying, "Present"
(Call the roll, then read the minutes from the last month's meeting).

President: Are there any corrections to the minutes? If not, the minutes stand approved as read.

President: Our Service-Learning report will be given by the Chairman _____.

S-L Chairman: (Report on projects completed, in progress, or planned for the future.)
(If nothing to report say,) "There are no projects at this time."

President: Is there any other business? (4-H Agent announces the dates and contest for next month's meeting.) I will now turn the Meeting over to the Song Leader.

Song Leader: Please join me in singing, _____

President: I will now turn the meeting over to the Vice-President.

Vice-President: (Give a list of the Speakers to the 4-H Agent. Introduce each member giving a speech after all speeches are given, move to your next line).
"This now concludes our 4-H Public Speaking Contest"

Vice-President: Our 4-H Leader will now give awards and present the program for today.

4-H Leader: (Gives awards and presents program).

President: I entertain a motion to adjourn this meeting.

4-H'er (with hand raised, is recognized by the President):

Mr./Ms. President, I move to adjourn this meeting.

4-H'er (with hand raised, is recognized by President): I second the motion.

President: It has been moved by: _____ and seconded by:
_____ that this meeting be adjourned.

All in favor say "Aye". The motion carries. This meeting is now adjourned.

FEBRUARY 4-H MEETING OUTLINE

President: I CALL THIS MEETING TO ORDER.

Please stand for the American Pledge, led by _____,

And the 4-H Pledge, led by _____.

President: Please listen as _____ gives our Thought for Today.

President: The secretary will now call the roll and read the minutes from the last month's meeting.

Secretary: When I call your name, please answer the roll by saying, "Present"
(Call the roll, then read the minutes from the last month's meeting).

President: Are there any corrections to the minutes? If not, the minutes stand approved as read.

President: Our Service-Learning report will be given by the Chairman _____.

S-L Chairman: (Report on projects completed, in progress, or planned for the future.)
(If nothing to report say,) "There are no projects at this time."

President: Is there any other business? (4-H Agent announces the dates and contest for next month's meeting.) I will now turn the Meeting over to the Vice President.

Vice-President: _____ and _____ have
Demonstrations today for bonus points.
(If there are no demonstrations, go to the next line)

Vice-President: I now turn the meeting over to our Song Leader.

Song Leader: Please join me in singing, _____.

Vice-President: Our 4-H Leader will now give awards and present the program for today.

4-H Leader: (Gives awards and presents program).

President: I entertain a motion to adjourn this meeting.

4-H'er (with hand raised, is recognized by the President):

Mr./Ms. President, I move to adjourn this meeting.

4-H'er (with hand raised, is recognized by President): I second the motion.

President: It has been moved by: _____ and seconded by:

_____ that this meeting be adjourned.

All in favor say "Aye". The motion carries. This meeting is now adjourned.

MARCH 4-H MEETING OUTLINE

President: I CALL THIS MEETING TO ORDER.

Please stand for the American Pledge, led by _____,

And the 4-H Pledge, led by _____.

President: Please listen as _____ gives our Thought for Today.

President: The secretary will now call the roll and read the minutes from the last month's meeting.

Secretary: When I call your name, please answer the roll by saying, "Present"
(Call the roll, then read the minutes from the last month's meeting).

President: Are there any corrections to the minutes? If not, the minutes stand approved as read.

President: Our Service-Learning report will be given by the Chairman _____.

S-L Chairman: (Report on projects completed, in progress, or planned for the future.)
(If nothing to report say,) "There are no projects at this time."

President: Is there any other business? (4-H Agent announces the dates and contest for next month's meeting.) I now turn the meeting over to the Vice-President.

Vice-President: _____ and _____ have
Demonstrations today for bonus points.
(If there are no demonstrations, go to the next line)

Vice-President: I now turn the meeting over to our Song Leader.

Song Leader: Please join me in singing, _____.

Vice-President: Our 4-H Leader will now give awards and present the program for today.

4-H Leader: (Gives awards and presents program).

President: I entertain a motion to adjourn this meeting.

4-H'er (with hand raised, is recognized by the President):
Mr./Ms. President, I move to adjourn this meeting.

4-H'er (with hand raised, is recognized by President): I second the motion.

President: It has been moved by: _____ and seconded by:
_____ that this meeting be adjourned.

All in favor say "Aye". The motion carries. This meeting is now adjourned.

April 4-H MEETING OUTLINE

President: I CALL THIS MEETING TO ORDER.

Please stand for the American Pledge, led by _____,
And the 4-H Pledge, led by _____.

President: Please listen as _____ gives our Thought for Today.

President: The secretary will now call the roll and read the minutes from the last month's meeting.

Secretary: When I call your name, please answer the roll by saying, "Present"
(Call the roll, then read the minutes from the last month's meeting).

President: Are there any corrections to the minutes? If not, the minutes stand approved as read.

President: Our Service-Learning report will be given by the Chairman _____.

S-L Chairman: (Report on projects completed, in progress, or planned for the future.)
(If nothing to report say,) "There are no projects at this time."

President: Is there any other business? (4-H Agent announces the dates and contest for next month's meeting.)
I now turn the meeting over to the Song Leader. _____.

Song Leader: Please join me in singing, _____.

President: I now turn the meeting over to the Vice-President.

Vice President: (Give a list of the demonstrations to the 4-H Agent. Introduce each Demonstrator.
After all Demonstrations are complete, move to your next line).
"This now concludes our 4-H Demonstration Contest."

Vice-President: Our 4-H Leader will now give awards and present the program for today.

4-H Leader: (Gives awards and presents program).

President: I entertain a motion to adjourn this meeting.

4-H'er (with hand raised, is recognized by the President):
Mr./Ms. President, I move to adjourn this meeting.

4-H'er (with hand raised, is recognized by President): I second the motion.

President: It has been moved by: _____ and seconded by:
that this meeting be adjourned.
All in favor say "Aye". The motion carries. This meeting is now adjourned.

HOW TO WRITE 4-H MINUTES

1. The minutes of a meeting should contain at least the following:
 - Name of the club teacher, grade, hour, date, and place of meeting.
 - Who presided at the meeting and who appeared on the program.
 - Whether the minutes of the previous meeting were approved.
 - A record of all business transacted, including all committee reports.
 - Any new committee members.
 - A statement of the program, including type of project instruction.
2. The minutes should be neatly written in ink or typed.
3. The secretary must always be impartial and never express an opinion on any action taken by the club.
4. Space for the minutes of several meetings is provided in this book. If more Meetings are held during the year, or if more space is needed, the secretary may insert additional pages.
5. The secretary may find it helpful to first write the minutes on other paper and then write or type them in the Secretary's Record Book.

Dear Secretary:

You will have a better club year, and your contribution to the club will be greater if you will be sure to do the following:

1. Each month:
 - * Keep complete and accurate minutes.
 - * Record the results of the month's activities on the final report.
2. At the end of the year:
 - *Send or give all final reports of club year's work to your 4-H Agents.

What happened in November (read in January)

Mr./Ms. _____, _____ Grade 4-H Club met
Teacher

_____ .
Day of Week Month Time

Our 4-H Leader, _____ presented the 4-H Club program on 4-H activities for the year and helped us fill out enrollment forms.

We elected officers for the year.

New Officers are:

President: _____

Vice President: _____

Secretary: _____

Song Leader: _____

Service Learning Chair: _____

The Officer Training Meeting will be **November 23rd**, all officers were given notices about the meeting and were encouraged to attend via Zoom.

Our next meeting will be November _____, 2020.

Our contests will be **Christmas Ornaments, Holiday Decorations** and **Wood Crafts**.

The motion to adjourn was made by _____ and seconded by _____. Meeting was adjourned.

Respectfully submitted by: _____, Secretary

What happened in January (read in February)

Mr./Ms. _____, _____ Grade 4-H Club met
Teacher

_____ Day of Week _____ Month _____ Time

The meeting was presided over by President _____.

The American Pledge was led by: _____ and
_____ led the 4-H Pledge.

The thought of the day was given by: _____ and
minutes from the last meeting were read and approved.

_____ gave demonstration(s).

We were led in singing _____ by the Song Leader.

Purple Ribbons were awarded to:

4-H Poster Contest: _____

Public Speaking Contest: _____

Our 4-H Leader, _____ presented the program
on "**Building Healthy Relationships**".

Contest for the next month will be: **Stitch and Sew**, **Photography**, and
Best Cookie Recipe.

Our next meeting will be February _____, 2021.

The motion to adjourn was made by: _____ and
seconded by: _____. Meeting was adjourned.

Respectfully submitted by: _____, Secretary

What happened in February (Read in March)

Mr./Ms. _____, _____ Grade 4-H Club met
Teacher

_____ Day of Week _____ Month _____ Time

The meeting was presided over by President _____.

The American Pledge was led by: _____ and
_____ led the 4-H Pledge.

The thought of the day was given by: _____ and
minutes from the last meeting were read and approved.

_____ gave demonstrations(s).

We were led in singing _____ by the Song Leader.

Purple Ribbons were awarded to:

Photography: _____

Stitch and Sew: _____

Best Cookie Recipe: _____

Our 4-H Leader, _____ presented the program
on "**Keeping Healthy**".

Contest for the next month would be: **Best Bread Baking Recipe, Piggy Bank Pageant and Decorated Super Shirts.**

Our next meeting will be March _____, 2021.

The motion to adjourn was made by: _____ and
seconded by: _____. Meeting was adjourned.

Respectfully submitted by: _____, Secretary

What happened in March (Read in April)

Mr./Ms. _____, _____ Grade 4-H Club met
Teacher

_____ Day of Week _____ Month _____ Time

The meeting was presided over by President _____.

The American Pledge was led by: _____ and
_____ led the 4-H Pledge.

The thought of the day was given by: _____ and
minutes from the last meeting were read and approved.

_____ gave demonstrations(s).

We were led in singing _____ by the Song Leader.

Purple Ribbons were awarded to:

Best Bread Baking Recipes: _____

Decorated Super Shirts: _____

Piggy Bank Pageant: _____

Our 4-H Leader, _____ presented the program
on **“You Choose”**.

Contest for the next month would be: **“Dairy Posters and Demonstrations.”**

Our next meeting will be April _____, 2021.

The motion to adjourn was made by: _____ and
seconded by: _____. Meeting was adjourned.

Respectfully submitted by: _____, Secretary

What happened in April (read in May)

Mr./Ms. _____, _____ Grade 4-H Club met
Teacher

_____ Day of Week _____ Month _____ Time

The meeting was presided over by President: _____.

The American Pledge was led by _____ and
_____ led the 4-H Pledge.

The thought of the day was given by: _____ and
minutes from the last meeting were read and approved.

_____ gave demonstrations(s).

We were led in singing _____ by the Song Leader.

Purple Ribbons were awarded to:

Dairy Posters: _____

Demonstrations: _____

Our 4-H Leader, _____ presented the program
on **“Dealing with Difficult Situations/ 4-H Camp”**.

The motion to adjourn was made by _____ and
seconded by _____. Meeting was adjourned.

Respectfully submitted by: _____, Secretary

**(Turn In Secretary Book and Service Learning
Reports to 4-H Leader)**

SECRETARY'S RECORD OF CLUB PARTICIPATION

NAME OF CLUB _____ (Teacher's name)
School _____ Grade _____

November Christmas Ornaments _____ x 2 points _____
Holiday Decorations _____ x 2 points _____
Wood Craft _____ x 2 points _____

JANUARY 4-H Posters _____ x 5 points _____
4-H Speeches _____ x 10 points _____

FEBRUARY Photography Exhibits _____ x 2 points _____
Stitch and Sew _____ x 2 points _____
Cookie Contest _____ x 3 points _____

MARCH Bread Baking _____ x 3 points _____
Deco Super Shirt _____ x 3 points _____
Piggy Bank Pageant _____ x 2 points _____

APRIL Dairy Posters _____ x 5 points _____
Record Books _____ x 10 points _____
Demonstrations _____ x 10 points _____

DEMONSTRATIONS (10 points each – does not include April)

1. _____
2. _____
3. _____
4. _____
5. _____
6. _____
7. _____
8. _____

TOTAL POINTS _____

Service Learning Project

(0-100 Points awarded by Judges' evaluation of Service Learning Project Report. A form showing your activities should be attached to this form.)

Service Learning Points _____

TOTAL OVERALL POINTS _____



SONGS AND CHEERS FOR YOUR CLUB MEETINGS



4-H SPIRIT

I've got that 4-H spirit
 Deep in my Heart;
 Deep in my Heart;
 Deep in my Heart;
 I've got that 4-H spirit
 Deep in my Heart;
 Deep in my Heart to stay.

2nd verse - Up in my Head

3rd verse - Down in my toes

4th verse - All over me

I've got that 4-H spirit
 Deep in my Heart;
 Up in my Head; Down in my toes;
 I've got that 4-H Spirit
 All over me; all over me to stay!

MY BONNIE

(Stand up and sit down on every "B" word.)

My Bonnie lies over the ocean;
 My Bonnie lies over the sea.
 My Bonnie lies over the ocean.
 So bring back my Bonnie to me.
 Bring back, bring back,
 O, bring back my Bonnie to me, to me;
 Bring back, bring back,
 O, bring back my Bonnie to me!

ROW YOUR BOAT

(Sing it the regular way. Then sing it 18 more times, each time leaving out a word on the end - begin with Dream.)
 Row, row, row your boat,
 Gently down the stream;
 Merrily, merrily, merrily, merrily,
 Life is but a dream!

4-H CHEER

Pat legs 7 times; clap hands 7 times.
 Pat legs 3 times; clap hands 3 times.
 Pat legs 1 time; clap hands 1 time.
 (Shout) 4!
 (Repeat "Pat-Clap" pattern.)
 (Shout) H!
 (Repeat "Pat-Clap" pattern.)
 (Shout) 4-H!

THE NOBLE DUKE OF YORK

The noble Duke of York,
 He had ten thousand men.
 He marched them UP the hill one day,
 (Everyone stand when singing, "UP".)
 And marched them DOWN again.
 (Everyone sit when singing, "DOWN".)
 So, when you're UP, you're UP;
 And when you're DOWN, you're DOWN;
 And when you're only HALFWAY there,
 (Everyone stand half up on HALFWAY.)
 You're neither UP, nor DOWN!
 (Quickly stand on "UP"; quickly sit on "DOWN". Repeat song 2 more times.)

FLAG. FLAG,

BEAUTIFUL FLAG

(Tune: "Baa, Baa, Black Sheep")

Flag, flag, beautiful flag,
 How we love you;
 Yes sir, yes sir,
 All the days through!

First your beautiful stars,
 Always shine through,
 Then your thirteen stripes,
 Red and white so true!

Flag, flag, beautiful flag,
 How we love you;
 Yes sir, yes sir,
 All the days through!

GOD BLESS AMERICA

God bless America;
 Land that I love.
 Stand beside her,
 And guide her,
 Through the night,
 With the light from above.
 From the mountains,
 To the prairies,
 To the oceans,
 White with foam,
 God bless America,
 My home, sweet home!
 God bless America,
 My home, sweet home!

4-H BEAT

Hey, all you 4-H fans, (Repeat)
 Stand up and clap your hands! (Repeat)
 (Clap; clap-clap; clap; clap; clap-clap)
 (Clap; clap-clap; clap; clap; clap-clap)

Now that you've got the beat, (Repeat)
 This time, let's move your feet! (Repeat)
 (Stomp; clap; stomp-stomp; clap)
 (Stomp; clap; stomp-stomp; clap)

Hey now, you're in the groove! (Repeat)
 This time, let's really move! (Repeat)
 (Stomp; clap; stomp-stomp; clap)
 (Stomp; clap; stomp-stomp; clap)
 (Shout) 4-H Moves! (Repeat)

THE MORE WE GET TOGETHER

The more we get together,
 Together, together,
 The more we get together,
 The happier we'll be.

For your friends are my friends,
 And my friends are your friends;
 The more we get together,
 The happier we'll be!

JOHN BROWN'S FORD

John Brown's Ford had a puncture in its tire.

John Brown's Ford had a puncture in its tire.

John Brown's Ford had a puncture in its tire;
 And he stopped it up with chewing gum!

2nd verse-Repeat the first verse, leaving out the word, Ford, while making a cranking motion with your band.

3rd verse-Repeat the second verse. Instead of saying, Puncture, say "PSSSS".

4th verse-Repeat the third verse, without saying, Tire. Make "Tire" with arms.

5th verse-Repeat the fourth verse, leaving out, Chewing Gum. Use hand to string gum.

THIS LAND IS YOUR LAND

(Chorus)

This land is your land.
This land is my land,
From California
To the New York Island.
From the Redwood Forest
To the Gulf Stream waters,
This land was made for you and me!

(Verse)

As I walk walking
That ribbon highway,
I saw above me
That endless skyway.
I saw below me
That golden valley.
This land was made for you and me!

(Chorus)

This land is your land.
This land is my land,
From California
To the New York Island.
From the Redwood Forest
To the Gulf Stream waters,
This land was made for you and me!

AMERICA

(Sing in rounds)

America, America,
Shall we tell you how we feel?
You have given us your riches,
We love you so.

4-H BLESSING

(Tune: "The Doxology")

Be present here, at 4-H, Lord,
Join us with thee in one accord;
Unite us in service eternally,
Bless Head, Heart, Hands, and Health to thee!
Amen.

(2nd verse, optional)

God bless our dear 4-H Club friends,
Show us mercy and forgive our sins;
Faithful and loyal hearts have we,
Madison County 4-H praises thee!
Amen.

MAKE NEW FRIENDS

(Sing in rounds if you want)

Make new friends, but keep the old;
One is silver, and the other gold.
Silver shines, and gold does too.
Keep them both, and they'll shine for you!

ONE (Cheer)

(Cheer 3 times, louder each time)

One - we are in 4-H,
Two - a little bit louder,
Three -- I still can't hear
you, Four, Four, Four --H!

THE STAR SPANGLED BANNER

O say! Can you see,
By the dawn's early light,
What so proudly we hail'd,
At the twilight's last gleaming?
Whose broad stripes and bright stars,
Through the perilous fight,
O'er the ramparts we watch'd
Were so gallantly streaming!
And the rocket's red glare,
The bombs bursting in air,
Gave proof thro' the night
That our flag was still there.
O, say, does that Star-Spangled
Banner yet wave.
O'er the land of the free
And the home of the brave?

BOOM CHICK A-BOOM

I say a Boom Chick-a-Boom

(Repeat)

I say a Boom Chick-a-Boom

(Repeat)

I say a Boom, Chick-a-Rocka,
Chick-a-Rocka, Chick-a-Boom!

(Repeat)

AH-HA (repeat), OH-

YEAH (repeat)

One more time! (repeat)

(You can do this one as many
times as you want, using a
different style.)

Other styles: Reggae, Disco,
Surfer, Hawaiian, Macho,
Egyptian, Prissy, etc...}

RHEUMATISM

Rheumatism, Rheumatism,
How it pains! How it pains!
Up and down the system,
Up and down the system,
When it rains, when it rains!

Perfect posture, perfect posture,
Do not slump! Do not slump!
You must grow up handsome!
You must grow up handsome!
Hide that hump! Hide that hump!

MY COUNTRY, 'TIS OF THEE

My country, 'tis of thee,
Sweet land of liberty,
Of thee I sing.
Land where my fathers died!
Land of the Pilgrims' pride!
From every mountainside,
Let freedom ring!

IF YOU'RE HAPPY AND YOU KNOW IT

If you're happily and you know it,
Clap your hands! (Clap, clap)
If you're happy and you know it,
Clap your hands! (Clap, clap)
If you're happy and you know it,
And you really want to show it,
If you're happy and you know it,
Clap your hands! (Clap, clap)
(2nd verse)
If you're happy and you know it
Stomp your feet! (Stomp, stomp)
(3rd verse)
If you're happy and you know it,
Pat your back! (Pat, pat)
(4th verse)
If you're happy and you know it,
Shout, "4-H!" ("4-H?")

DO YOUR EARS HANG LOW?

Do your ears hang low?
Do they wobble to and fro?
Can you tie them in a knot?
Can you tie them in a bow?

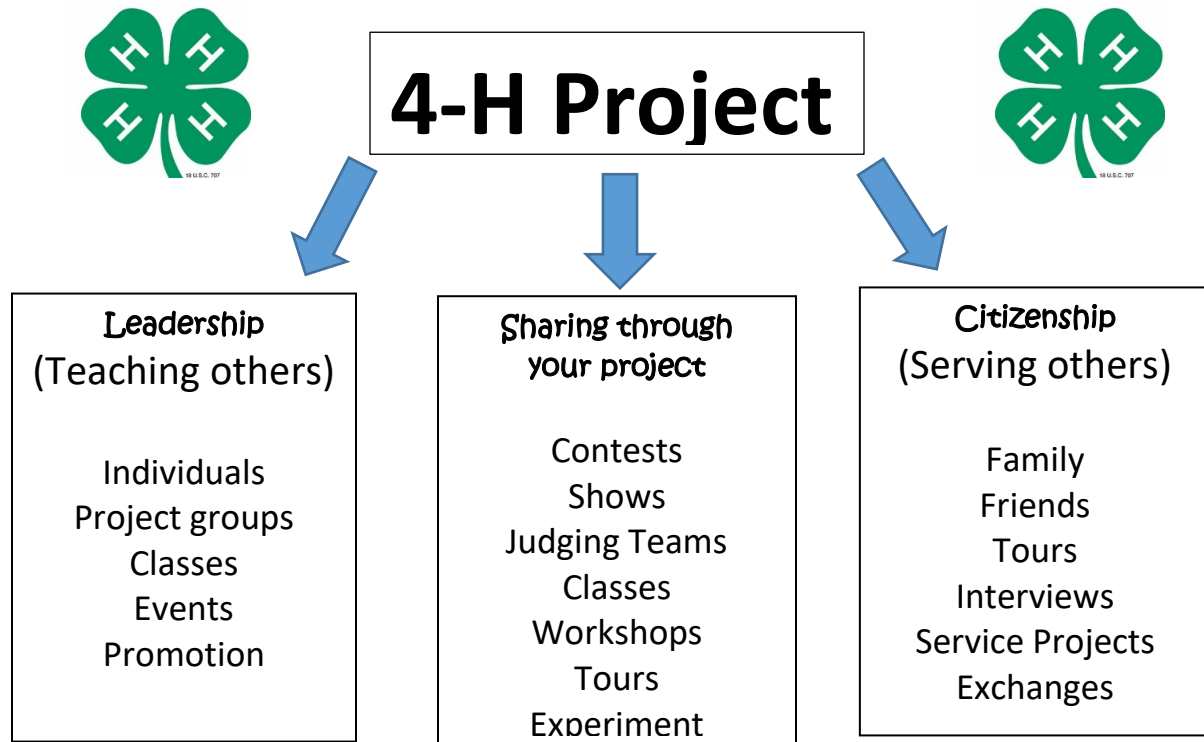
Can you throw them o'er your shoulder
like a continental soldier? Do
your ears hang low?

Do your ears hang high?
Do they wave up in the sky?
Do they crinkle when they're wet?
Do they straighten when they're dry? Can
you wave'em at your neighbor With a
minimum of labor?
Do your ears hang high?



How to Succeed in 4-H

1. Plan – What do you want to achieve?
2. Create – Opportunities for action.



3. Report – your 4-H achievements

- 4-H Club Folder
- 4-H Story
- Project Record Sheets
- Project Pictures

4. Recognition – Awards for your hard work

- Ribbons
- Prizes
- Awards
- Scholarship
- Trips



UT EXTENSION
INSTITUTE OF AGRICULTURE
THE UNIVERSITY OF TENNESSEE

tsu **COOPERATIVE
EXTENSION**
COLLEGE OF AGRICULTURE
TENNESSEE STATE UNIVERSITY